


**Clackamas Fire District #1**

# **Fire & Life Safety**


**Activity Book for Kids**




**Kindergarten - 3rd Grade**



# DRAW YOUR OWN FIRE HELMET SHIELD!





Contributed by FF Jill Fullerton

**See, And Be Seen!**



**Always wear a helmet when riding  
your bike, scooter or skateboard.**

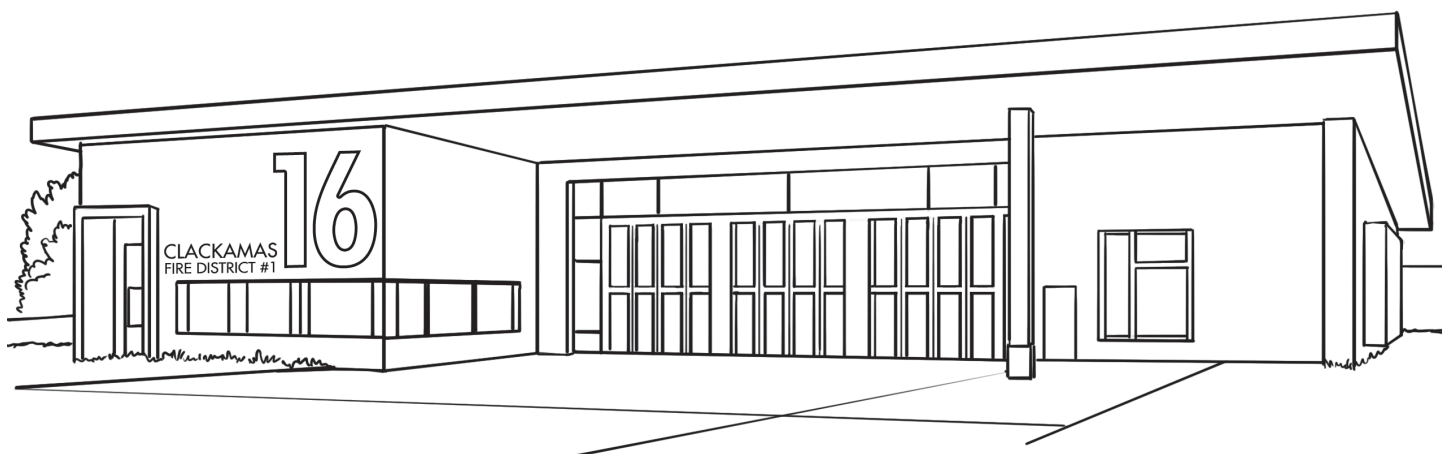
## A cartoon illustration of a grey dog with black spots, large eyes, and a small horn-like protrusion on its head. The dog is facing forward with a neutral expression.

A 10x10 grid with the following numbers in the cells:

1									
2									
		5							

















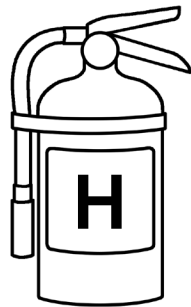






Additional numbers and shapes:

- 10: Row 4, Column 6
- 13: Row 1, Column 9
- 16: Row 6, Column 9
- 18: Row 9, Column 9
- 20: Star shape, Row 8, Column 6

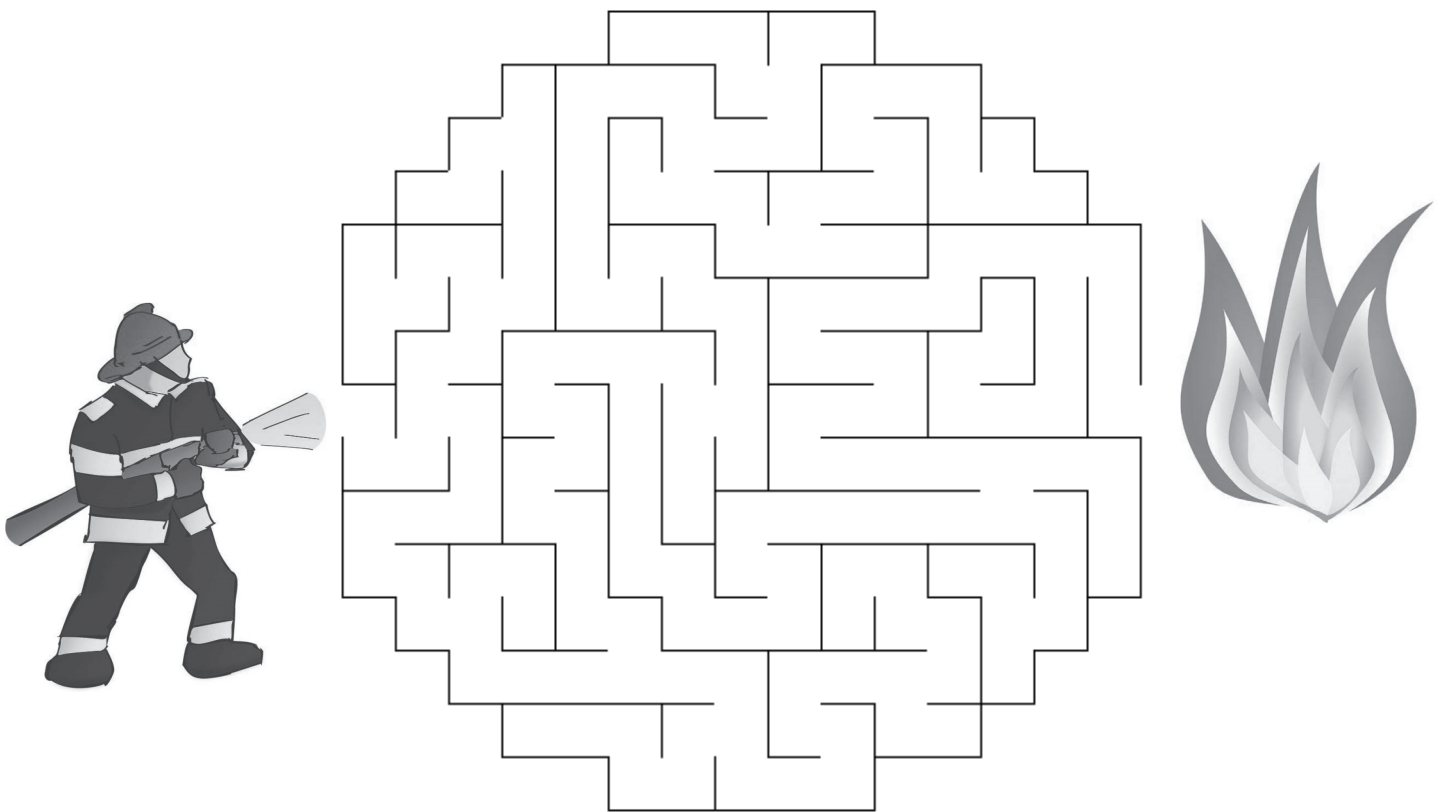


# Fire Extinguisher ABCs

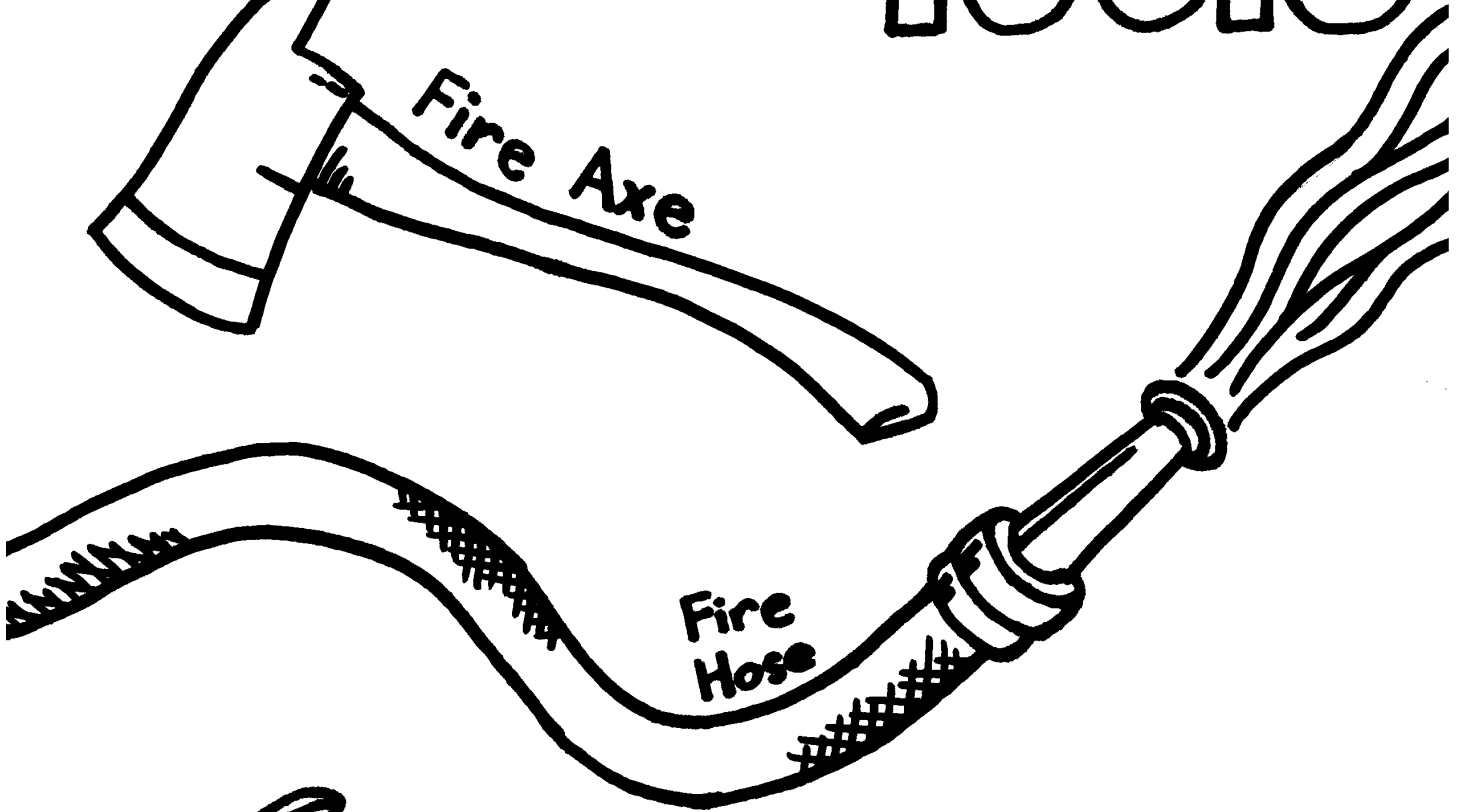

Write the letter that comes next in each row.



**Help the firefighter drag the hose to the fire.**



# Firefighter Tools







**Fire Safety Find a Word**

B	K	C	U	R	T	H	M	H	E
O	H	Z	J	W	Y	E	Q	N	P
O	Z	T	A	D	E	H	I	O	L
T	W	T	R	T	C	G	O	E	A
S	E	A	I	L	N	G	F	S	N
R	N	N	A	E	A	V	G	C	E
T	G	N	D	J	D	D	O	O	T
Y	T	E	F	A	S	A	D	J	U
E	K	O	M	S	T	W	H	E	O
G	A	G	Q	I	V	G	O	D	R

BOOTS  
HOSE  
OUT

COAT  
HYDRANT  
PLAN  
TRUCK

DOG  
LADDER  
SAFETY  
WATER


ENGINE  
MEETING  
SMOKE

**Always wear your life jacket in  
and around the water.**



**Never swim alone. Bring an adult!**

# Fire Safety Crossword Puzzle



## Across

3. \_\_\_\_\_ always matters.
6. Put cool \_\_\_\_\_ on a burn.
7. A firefighter wears a \_\_\_\_\_.
8. Have a \_\_\_\_\_ place outside your home.
9. \_\_\_\_\_ the door for heat before opening it.




## Down

1. A firefighter's \_\_\_\_\_ is an important tool.
2. The hose is connected to a fire \_\_\_\_\_.
4. Check your smoke \_\_\_\_\_ once a month.
5. The firefighter climbs a \_\_\_\_\_.
8. Do not play with \_\_\_\_\_.


## Answers

- Across
3. Safety
  6. Water
  7. Mask
  8. Meeting
  9. Feel
- Down
1. Axe
  2. Hydrant
  4. Alarm
  5. Ladder
  8. Matches

# CLACKAMAS FIRE DISTRICT



NEVER LEAVE YOUR CAMPFIRE UNATTENDED...ONLY  
YOU CAN PREVENT WILDFIRES!!!!



**DROWN IT  
OUT!**



**STIR IT!**




**FEEL IT!**



# Call 911 When You Need Help!





# Fire Safety Checklist

Ask a grownup to help you answer these fire safety questions about your home. It doesn't matter if you live in an apartment, a house, a mobile home, a boat or a tiny home. Help keep your family safe by following these guidelines.

	Yes	No
1. Have you moved furniture away from windows to keep small children from climbing up and falling out of the window?	<input type="checkbox"/>	<input type="checkbox"/>
2. Do you test your smoke alarm once a month?	<input type="checkbox"/>	<input type="checkbox"/>
3. Do you have working smoke alarms in all bedrooms and one in the hallway outside the bedrooms?	<input type="checkbox"/>	<input type="checkbox"/>
4. Have you decided on one meeting place outside your home in case of a fire or other emergency?	<input type="checkbox"/>	<input type="checkbox"/>
5. Are all the matches and lighters locked away from children?	<input type="checkbox"/>	<input type="checkbox"/>
6. If you have a fireplace, is it cleaned every year?	<input type="checkbox"/>	<input type="checkbox"/>
7. Do you change the filter in your furnace every three months?	<input type="checkbox"/>	<input type="checkbox"/>
8. Are you using multi-plugs with a circuit breaker instead of extension cords?	<input type="checkbox"/>	<input type="checkbox"/>
9. If you use a portable heater, is it plugged directly into a wall outlet?	<input type="checkbox"/>	<input type="checkbox"/>
10. Do you have your emergency disaster bag ready to go?	<input type="checkbox"/>	<input type="checkbox"/>



Clackamas Fire District #1  
Fire Prevention Office  
2930 SE Oak Grove Blvd.  
Milwaukie, OR 97267  
503-742-2660  
[www.clackamasfire.com](http://www.clackamasfire.com)